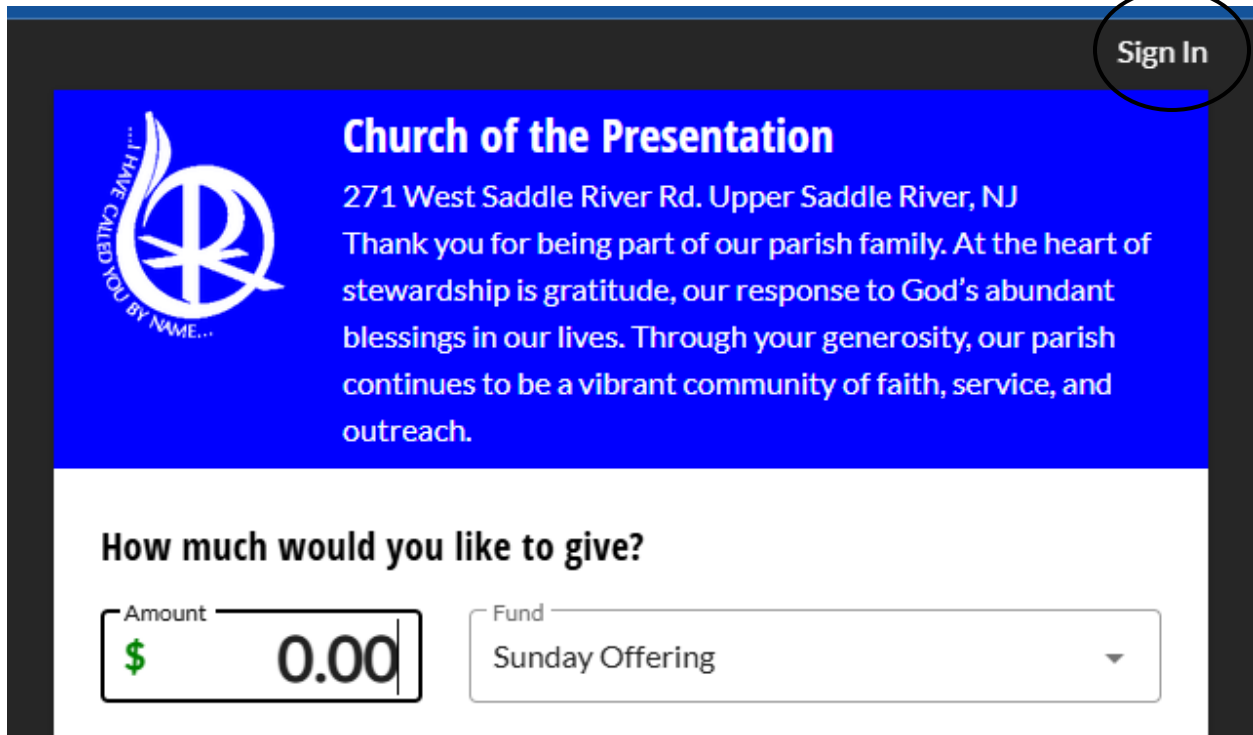


How to Manage your Recurring or One-Time online Donations

Step 1: Sign in

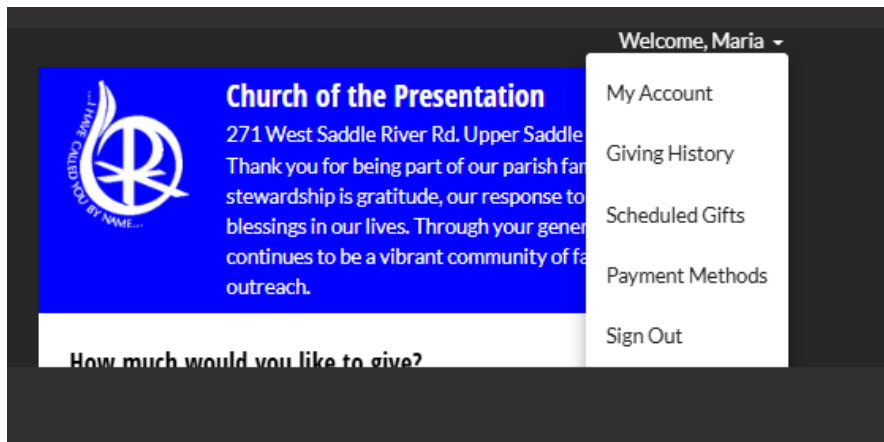


Step 2

Enter your username (your email) and password. You will be emailed a verification code and once you enter that code, you are in. In case you forgot your password, click on “Forget your password” and it will be emailed to you.

Step 3

Click on your name and you will see a dropdown menu. Select the option by clicking on it.



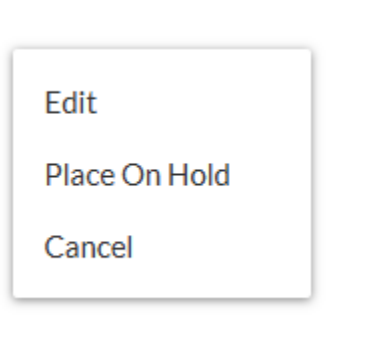
Step 4

On the righthand side of any options you select, you will see 3 dots, like this one, click on it.



Step 5

The 3 dots will show you different options like the one below.



Should you need any help or have questions, please do not hesitate to contact

Michele Baron at 201-327-1313 ext 847 or mbaron@churchofpresentation.org

Marilou Tenazas at 201-327-1313 ext 815 or mtenazas@churchofpresentation.org